

Scaled data based on original data using
LM-79-08 Approved Method: Electrical and Photometric Measurements of Solid-
State Lighting Products

Test Report Prepared for
Cooper Lighting Solutions
(formerly Eaton)

Brand: McGRAW-EDISON

Report Number: P451264

Luminaire Tested: **GALN-SA2A-827-U-5NQ**

Issue Date: 1/4/2021

Test Information

Test Method: LM-79-08
Report Number: P451264
TEST IS SCALED FROM IESNA LM-79-08 TEST DATA (G3-2011-042-3)
Test Lab: INNOVATION CENTER
Issue Date: 1/4/2021
Manufacturer: COOPER LIGHTING SOLUTIONS (FORMERLY EATON)
Product Line: MCGRAW-EDISON
Catalog Number: GALN-SA2A-827-U-5NQ
Description: GALLEON AREA AND ROADWAY LUMINAIRE
(2) 80 CRI, 2700K, 615mA LIGHTSQUARES WITH 16 LEDS EACH AND TYPE V NARROW OPTICS
Light Source: -
Ballast/Driver: ELECTRONIC DRIVER

Summary

Lumens per Lamp: N/A
Luminaire Lumens: 7055 lumens
Efficiency: N/A
Efficacy: 112.0 lumens/watt
Luminous Opening: Rectangular (W 0.5' x L: 1' x H: 0')
IES Classification: Type V - Short
BUG Rating: B2 - U0 - G1

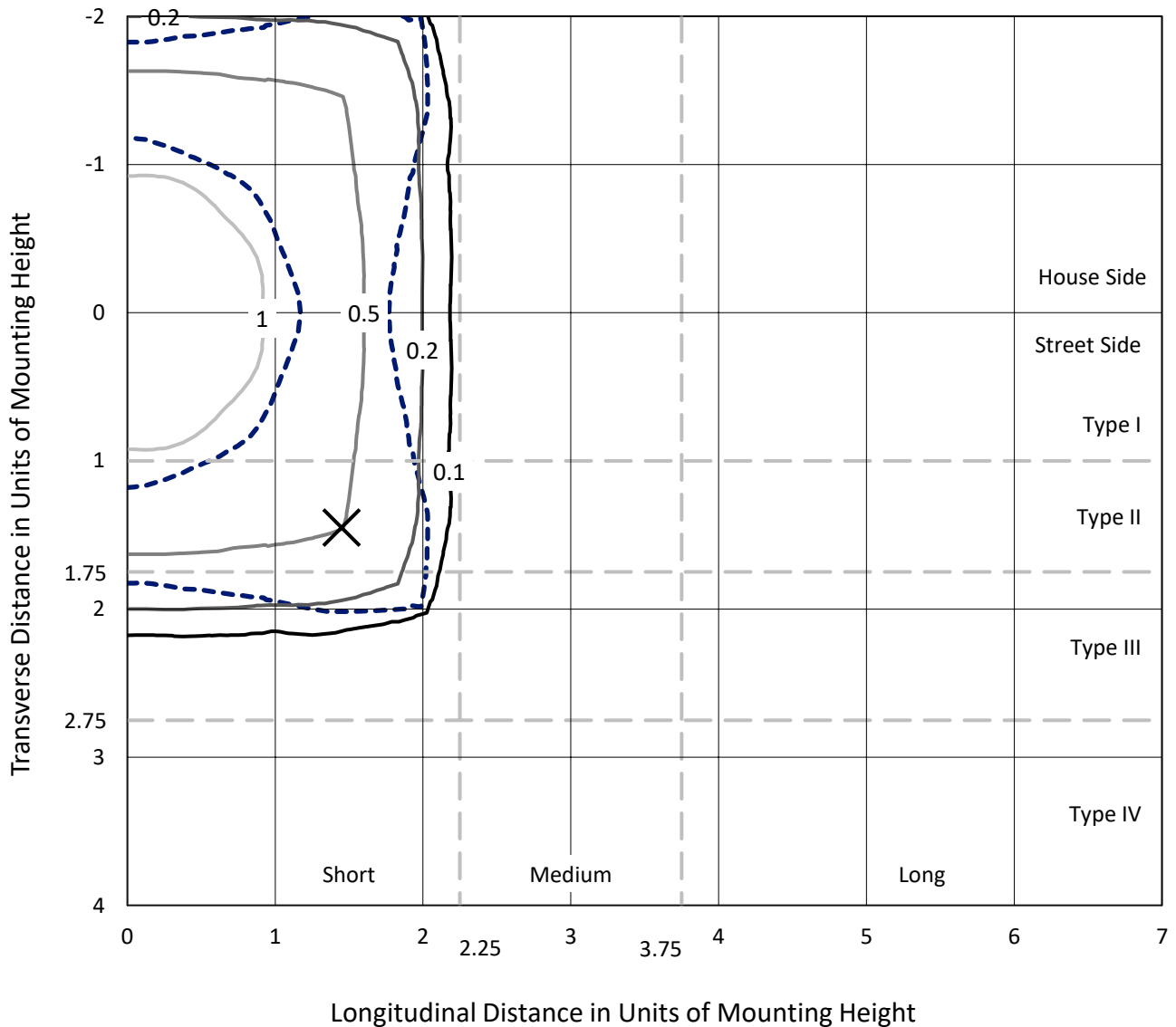
Input Watts (W): 63
Input Voltage (V): NR
Input Current (A_{in}): NR
Voltage Rise (V): NR
Power Factor: NR
Total Harmonic Distortion (THDi): NR
Frequency (hertz): 60
Stabilization Time: NR
Operation Time: NR
Ambient Temperature (°C): NR
Test Distance: 24 FT



REPORT NUMBER: P451264
 CATALOG NUMBER: GALN-SA2A-827-U-5NQ

Iso-Footcandle Lines of Horizontal Illumination

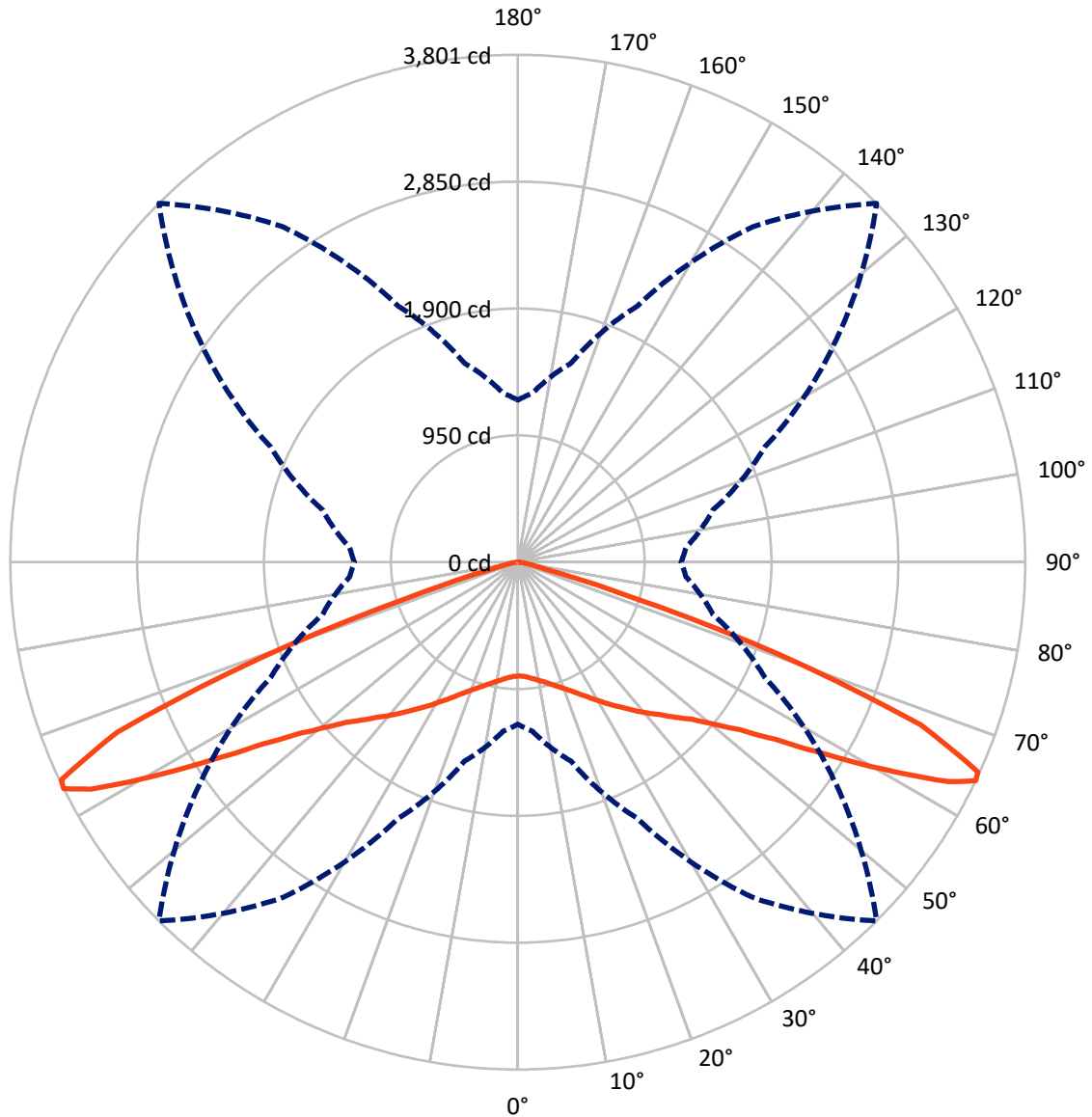
× Max cd
 - - - 1/2 Max cd



Based on 25 foot mounting height. Maximum calculated value = 1.4 fc
 Type V - Short - N/A

REPORT NUMBER: P451264
CATALOG NUMBER: GALN-SA2A-827-U-5NQ

Luminous Intensity Polar Plot



— Vertical Plane Through 45-Deg Lateral - - - Horizontal Cone Through 64-Deg Vertical

REPORT NUMBER: P451264

CATALOG NUMBER: GALN-SA2A-827-U-5NQ

FLUX DISTRIBUTION:

		Downward	Upward	Total
House Side	Lumens	3527.5	0.0	3527.5
	% Fixture	50.0	0.0	50.0
Street Side	Lumens	3527.5	0.0	3527.5
	% Fixture	50.0	0.0	50.0
Total	Lumens	7055.0	0.0	7055.0
	% Fixture	100.0	0.0	100.0

Coefficient of Utilization

ZONAL LUMENS:

Zone	Lumens	% Fixture
0°-10°	83.8	1.2
10°-20°	270.2	3.8
20°-30°	510.6	7.2
30°-40°	845.7	12.0
40°-50°	1320.3	18.7
50°-60°	2041.1	28.9
60°-70°	1760.0	24.9
70°-80°	199.4	2.8
80°-90°	23.9	0.3
90°-100°	0.0	0.0
100°-110°	0.0	0.0
110°-120°	0.0	0.0
120°-130°	0.0	0.0
130°-140°	0.0	0.0
140°-150°	0.0	0.0
150°-160°	0.0	0.0
160°-170°	0.0	0.0
170°-180°	0.0	0.0
0°-90°	7055.0	100.0
0°-180°	7055.0	100.0



REPORT NUMBER: P451264

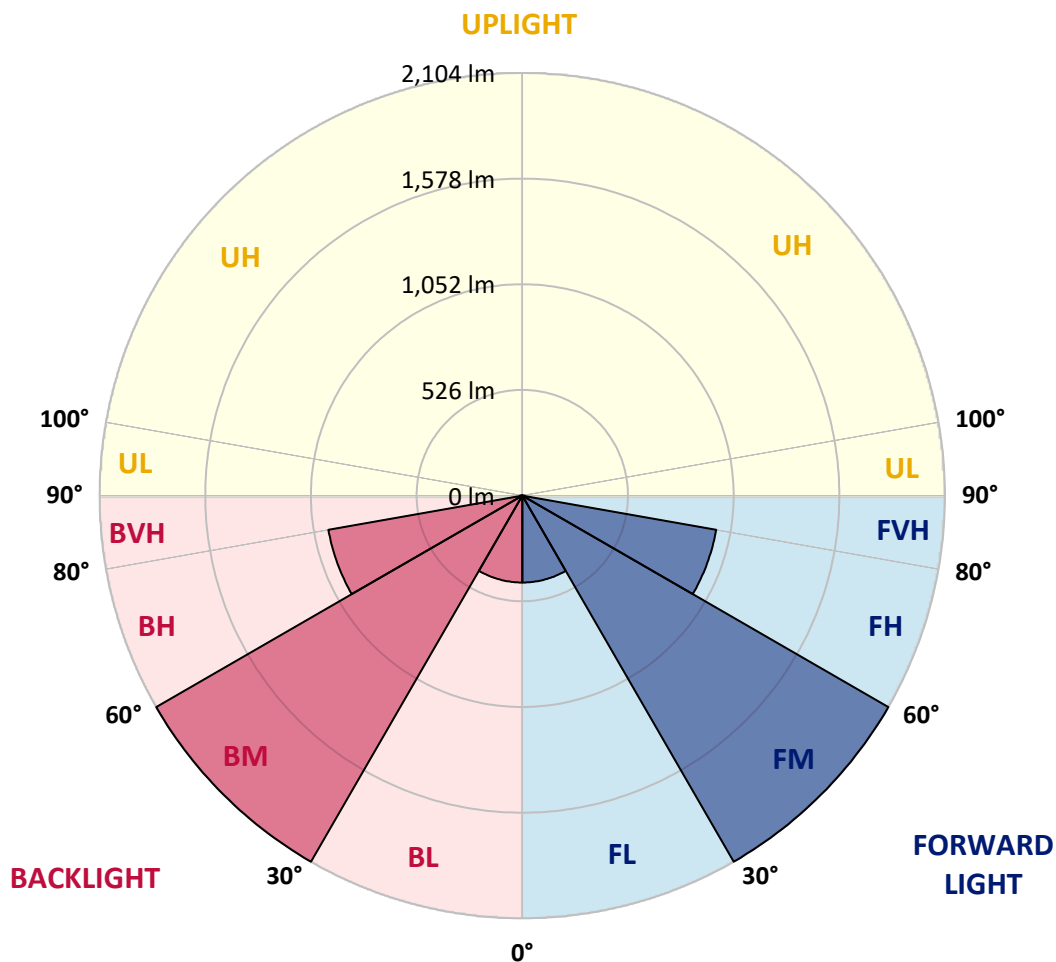
CATALOG NUMBER: GALN-SA2A-827-U-5NQ

LUMINAIRE CLASSIFICATION SYSTEM LUMEN TABLE AND BUG RATING:

Zone	Lumens	% Fixture	Zone Rating/Lumen Limit		
			B	U	G
FL (0°-30°)	432.3	6.1			
FM (30°-60°)	2103.5	29.8			
FH (60°-80°)	979.7	13.9			G1/1800
FVH (80°-90°)	11.9	0.2			G1/100
BL (0°-30°)	432.3	6.1	B1/500		
BM (30°-60°)	2103.5	29.8	B2/2500		
BH (60°-80°)	979.7	13.9	B2/1000		G1/1800
BVH (80°-90°)	11.9	0.2			G1/100
UL (90°-100°)	0.0	0.0		U0/0	
UH (100°-180°)	0.0	0.0		U0/0	

BUG Rating: B2-U0-G1

Type V Short





REPORT NUMBER: P451264
 CATALOG NUMBER: GALN-SA2A-827-U-5NQ

CANDELA DISTRIBUTION (FULL):

	0°	5°	15°	25°	35°	45°	55°	65°	75°	85°	90°
0°	852.7	852.7	852.7	852.7	852.7	852.7	852.7	852.7	852.7	852.7	852.7
2.5°	856.1	857.9	856.5	856.1	855.7	855.7	855.7	856.1	857.6	858.7	857.9
5°	866.9	868.4	867.7	867.3	866.9	867.3	866.5	866.2	867.3	867.3	866.9
7.5°	880.4	882.2	881.5	882.2	882.6	883.0	881.1	879.6	879.2	880.4	879.6
10°	898.7	900.2	900.5	900.9	901.7	901.3	899.1	896.4	896.1	895.7	895.3
12.5°	919.2	920.3	920.7	922.2	923.3	923.7	921.1	918.9	915.1	915.9	914.4
15°	942.4	944.6	944.3	946.5	949.5	950.2	947.6	943.9	940.5	938.7	937.5
17.5°	970.8	972.3	971.5	973.8	977.5	979.4	977.1	972.3	968.9	964.8	962.6
20°	1004.4	1007.0	1007.8	1007.8	1011.2	1013.0	1009.7	1008.2	1002.9	999.9	998.1
22.5°	1042.5	1043.7	1045.9	1048.1	1051.5	1050.8	1049.6	1047.4	1042.5	1039.9	1036.9
25°	1085.5	1086.6	1092.2	1097.1	1098.2	1097.5	1096.0	1094.9	1090.4	1084.4	1082.1
27.5°	1135.6	1137.8	1145.3	1149.8	1149.8	1150.2	1147.2	1150.9	1141.2	1134.1	1133.3
30°	1198.4	1199.9	1206.2	1210.7	1208.4	1206.6	1205.8	1209.6	1199.1	1186.4	1183.4
32.5°	1260.4	1265.6	1271.2	1280.9	1273.1	1269.7	1269.0	1271.6	1259.6	1245.4	1241.3
35°	1326.9	1330.6	1341.1	1349.3	1342.2	1334.4	1337.7	1346.0	1331.8	1312.7	1312.0
37.5°	1400.5	1403.9	1417.3	1425.9	1420.7	1407.2	1412.8	1422.6	1408.4	1384.8	1380.0
40°	1477.1	1484.2	1501.0	1510.0	1501.4	1483.5	1493.9	1504.4	1491.7	1464.4	1453.6
42.5°	1563.1	1574.3	1598.6	1603.0	1586.6	1562.3	1580.6	1597.4	1588.5	1557.1	1553.0
45°	1663.6	1670.3	1700.2	1709.9	1687.1	1656.9	1679.6	1710.3	1703.6	1667.3	1659.5
47.5°	1776.1	1782.4	1813.4	1828.0	1799.2	1758.5	1799.6	1839.6	1835.5	1796.6	1792.9
50°	1909.1	1910.6	1953.5	1970.0	1941.2	1906.1	1942.7	1992.4	1976.0	1926.3	1925.5
52.5°	2054.8	2056.7	2110.9	2142.6	2126.6	2086.9	2130.3	2160.6	2118.7	2053.7	2048.8
55°	2181.1	2190.5	2264.4	2348.9	2370.9	2342.2	2355.2	2341.0	2237.9	2146.7	2132.5
57.5°	2232.7	2251.0	2363.5	2521.2	2664.6	2707.2	2606.3	2471.1	2285.4	2156.5	2142.6
60°	2106.8	2126.6	2301.1	2600.4	2966.6	3151.5	2867.9	2493.1	2177.4	1996.1	1974.5
62.5°	1687.1	1692.7	1949.4	2413.9	3142.6	3621.6	2978.2	2305.2	1863.1	1616.9	1608.3
64°	1214.1	1271.6	1543.6	2116.5	3065.6	3800.6	2914.6	2041.7	1513.4	1264.1	1223.8
65°	908.0	923.7	1244.3	1807.4	2929.9	3787.1	2791.3	1789.9	1253.3	967.4	922.6
67.5°	343.0	344.9	459.2	900.9	2085.8	3258.4	2130.3	973.8	528.0	381.9	368.1
70°	142.4	145.0	168.5	303.0	896.4	2092.2	1027.2	351.2	193.2	156.6	154.3
72.5°	104.3	105.7	112.8	134.5	275.8	859.1	337.8	149.1	113.2	101.3	100.1
75°	81.8	82.6	87.8	99.0	128.5	238.0	140.5	102.4	86.3	77.7	77.0
77.5°	62.4	64.3	68.0	75.5	86.3	112.8	93.0	76.6	66.5	59.4	58.3
80°	43.0	45.2	52.3	55.3	57.9	73.2	63.5	57.9	51.9	43.3	40.7
82.5°	26.5	28.0	35.1	37.7	36.6	41.1	40.7	41.5	37.0	26.9	25.0
85°	13.8	14.6	19.1	19.8	18.3	16.8	20.9	24.3	22.8	15.3	14.9
87.5°	3.0	3.4	4.1	3.7	4.1	4.1	5.2	7.8	8.2	5.2	4.9
90°	0.0	0.0	0.0	0.0	0.0	0.0	0.0	0.0	0.0	0.0	0.0

(END OF REPORT)